

# BENEFITS



HIGH RESISTANCE TO BREAKING LOADS AND STRESS



HIGH NON-SLIP PERFORMANCE: R11 A+B+C



EASY TO CLEAN



HIGH RESISTANCE TO FROST AND FIRE



EASY TO INSTALL, REMOVE AND REPOSITION \*



RESISTANCE TO THE WEATHERING ELEMENTS AND THERMAL SHOCK



RESISTANCE TO SALT AND INALTERABILITY OVER TIME



RESISTANT TO ACIDS



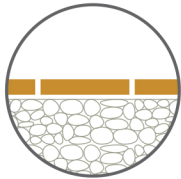
PERFECT CONTINUITY BETWEEN INDOOR AND OUTDOOR AREAS



REUSABLE

\* IT DOES NOT REQUIRE A SPECIALIZED TILE LAYER (IN CASE OF DRY INSTALLATION) NEITHER THE USE OF GLUES AND GROUTS (IN CASE OF DRY OR RAISED INSTALLATION)

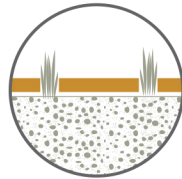
# INSTALLATION SOLUTIONS



DRY INSTALLATION ON GRAVEL



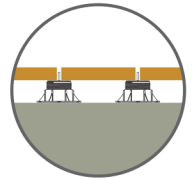
DRY INSTALLATION ON SAND




DRY INSTALLATION ON GRASS



TRADITIONAL INSTALLATION ON SCREEDS



RAISED INSTALLATION ON SUPPORTS



# INTENDED USES

PORCELAIN 2CM PAVER'S MAIN FEATURES MAKE IT THE IDEAL SOLUTION FOR ANY TYPE OF PUBLIC AND PRIVATE

OUTDOOR FLOORING. PORCELAIN 2CM PAVER REPRESENTS THE BEST SOLUTION FOR:

- WALKWAYS IN GARDENS OR ON BEACHES
- TERRACES AND BALCONIES
- PATIOS, COURTYARDS, SWIMMING POOL EDGES, AND WELLNESS CENTRES
- DRIVE-OVER PATHWAYS